


60+
SINCE 1961

MP SYSTEM
Oil & Gas



ENGLISH

 **PILOSIO**
SCAFFOLDING & FORMWORKS

 Made in Italy

THE PILOSIO SYSTEMS SPECIFICALLY DESIGNED FOR THE OIL AND GAS

MP SCAFFOLDING: STURDY, MODULAR AND EFFICIENT FOR ALL YOUR PROJECTS

The MP Pilosio multidirectional system, or ringlock scaffolding, with its high modularity, load capacity, and flexibility, is the ideal solution for performing maintenance work in the Oil&Gas sector thanks to its safety and speed of assembly. The MP scaffolding features modular elements combined with specific accessories for industrial maintenance. It is the ideal product for creating complex, suspended and cantilevered structures, including irregular geometries, circular, elliptical, and polygonal shapes and with high load capacity.

QUICK AND SAFE FASTENING SYSTEM

The quick assembly feature is ensured by the clamping system with wedge and washer fastening: a simple hammer blow allows high fastening speed and guarantees stable assembly over time (with no need for nuts and bolts). The rosette features four fixed orthogonal ways and four slotted ways that allow fastening at variable angles of 30° almost to reach 360°. Right-angle fastenings guaranteed.

WEDGE CLAMP: THE ADVANTAGES

- Assembly of out-of-square and circular surfaces;
- Very high stiffness and axial loads on the upright;
- Scaffolding vibrations reinforce the structures thus reducing the need for periodic inspections;
- Dry coupling: no need to grease and maintain the clamping block;
- The steel clamp is obtained by casting. The galvanized steel washer is 9 mm thick and obtained by molding; the wedges are in S550MC steel, very durable and resistant to stress.

DIMENSIONS AND THICKNESS

- Pipe diameter 48.3 mm;
- 3.2 mm thick uprights, reticular beam ledgers and reinforced crossbars;
- 2.3 mm thick ledgers and braces;
- Hot-dip galvanized HGH decks: 15/10 mm thick, Class 4 to 6 according to lengths;
- Cold galvanized MP decks and toeboards: 10/10 mm thick.

HOT DIP GALVANIZING

Pipes: zinc thickness 55 micron-m;
Sheets: galvanizing thickness up to 200 gr/m².


THE MP MULTIDIRECTIONAL SYSTEM ADVANTAGES

- Quick and intuitive assembly and disassembly;
- 100% connection accuracy;
- Modularity: horizontal with 17 to 300 cm pitch and vertical every 50 cm;
- Sturdy: high load capacity;
- Low maintenance, long durability over time.

STEEL DECKS

- HGH high grip with hooks in line with the board extrados of the board;
- HGH gap cover;
- MP decks and gap cover for construction;
- MP access decks in aluminum or multi-layer.





MP STAIRWAY SYSTEMS

The MP Multidirectional System, thanks to its high load-bearing capacity and modularity, allows for various types of stairways towers for the industrial maintenance and public use. Using the same load-bearing structure, numerous configurations of stairs and stair towers are possible depending on the specific requirements of size, passage, and service loads.

Service stairs with 250x200 cm aluminum ramp and 61cm passageway width. Lightweight ramp and detachable handrails reduce bulk and facilitate assembly, disassembly, and transport.

250x200 cm job site safety ladder, 83 to 250 cm passage width with MP and HGH boards.



MADE IN ITALY

Pilosio has over 60 years of experience in the manufacturing and marketing of scaffolding and formworks and manufactures 90 percent of the elements in-house at its Udine plants, favoring high-quality Italian suppliers. Pilosio can provide custom solutions with special elements for a wide variety of applications.

Compliance with EN 12810 and EN 12811 standards, Italian Ministerial Authorizations, IGQ-SQ Scaffolding Quality Mark.

QUICK SYSTEM ALUMINUM MOBILE TOWERS ON WHEELS

Quick System is a mobile aluminum scaffold on wheels designed to be stable and extremely quick and intuitive to assemble. It is ideal for fast or repetitive maintenance operations in the petrochemical sector.

The system is fully modular thanks to three depths of 80 cm, 110 cm, and 140 cm respectively that combine with three lengths of 180 cm, 240 cm and 300 cm to create multiple complex structures with varying sizes and shapes to suit the work to be served thanks to the flexibility of placing the work surface every 50 cm. Maximum work height: 14,15 m.

Quick System towers are lightweight, and their fast assembly is facilitated by the unique connection hook with differentiated colored toggles for ledgers, vertical and horizontal braces. The high-quality aluminum alloy ensures high structural performance and durability for both indoor and outdoor use. The surfaces of stringers and steps are knurled non-slip, and the uprights provide a secure grip. The towers can be equipped with aluminum ramp stairs for convenient access to the working platform, and multiple towers can be linked together with beams to develop special configurations. The QS Compact model has a base that folds down for easy handling in tight places with the ability to position the work surface every 25 cm. QS Compact dimensions 80x180 cm and maximum work height: 9.60 m.

CHARACTERISTICS

- Structural aluminum alloy;
- Three depths 80, 110, and 140 cm and three lengths 180, 240, and 300 cm;
- 50-cm pitch stringers (25 cm for the QS Compact model);
- Patented quick coupling system;
- Uprights, stringers, braces, ledgers, and rails made of 48 mm aluminum pipes;
- Stringers and steps with non-slip knurling;
- Aluminum and plywood work surfaces water resistant according to EN 314-2/d.3 and fire-retardant class 1 - Cfl-s1;
- Access ladder integrated into the side frames;
- Convenient optional access ramp stair;
- Adjustable wheels EN 1004;
- 180, 240 and 300 cm telescopic aluminum assembly guardrail.



TEMPORARY ALUMINUM ROOFING

Particularly suitable for weather protection, the BUILDING temporary roofs are lightweight and functional aluminum double-pitch structures consisting of aluminum lattice beams and PVC tarpaulins that can be anchored to all types of scaffolding structures. It can be used also as a flat roof.

Combination of 200 cm, 300 cm and 400 cm girders with 200 cm or 250 cm pitch allows achieving various dimensions. The stiffening of the structure is achieved with double brace equipped with Quick System coupling that ensures quick and easy assembly without tools.

Front sizes from 8.9 m to 26.3 m (with H 74 cm and 76 cm lattice beams) and 8.9 m to 44 m (with H 110 cm and 120 cm lattice beams).


Larger widths can be obtained. Consult the Pilosio's technical department for a custom study.

A vertical screening can be combined to create insulated and temporary storage warehouse, thanks to aluminum guide and a pincer clamp connection on 48 mm pipes. In addition, to optimize site work, the roof can slide on special rails that are not necessarily perfectly parallel.

Pilosio's BUILDING roofs offer several advantages: light weight, ease of lifting and positioning with a crane, quick coupling system for a simple and fast assembly without the use of tools and perfectly tensioned PVC tarpaulin.

TECHNICAL CHARACTERISTICS

- Height of aluminum beams: 74 cm and 110 cm (with single track for PVC sheet insertion), 76 cm and 120 cm (with double track);
- The double track allows the use of limited PVC sheets sizes that can be overlapped, eliminating possible infiltration of condensation water;
- Slope inclination: 15°; 27.5° only for 74 cm and 76 cm heights;
- Braces, double braces, and ledgers with Quick System coupling;
- Tarpaulin made of 650 g/m² PVC polyester, fire retardant class 2.



FLYDECK SYSTEM FOR SUSPENDED STRUCTURES

Flydeck is an innovative system for creating temporary suspended structures for works on pipe racks, pipes, cables, walkways, and generally on any suspended structure in the petrochemical, chemical, and energy sectors.

The Flydeck system consists of 25 cm high aluminum beams that connect through pins and spring pins, steel planks, stiffening crossbars, suspension chains with anchoring to metal beams or concrete decking and accessories for creating safety guardrails. The beams are available in two different versions to accommodate both planks with anchoring to pipes and to U-shaped profiles. The Flydeck cantilever assembly is facilitated by two Flyrail guides that ensure safety, speed of assembly, ease in overcoming any obstruction, and the ability to position the beams both longitudinally and transversely. The assembly speed is approximately 200 m²/day with a team of three operators.

25 CM HIGH BEAMS - Registered Community Design

- EN AW 6082 T6 aluminum alloy with high mechanical characteristics.
- 48.3 x 4.0 mm ledgers;
- U profile: 50x50x4 mm;
- 5 mm thick "X" shaped stiffening plates;
- Available in pipe/pipe and U/pipe versions;
- Available in 7 lengths, as follows: 1.0 m, 1.5 m, 2.0 m, 3.0 m, 4.0 m, 5.0 m, and 6.0 m.

SPRING PIN – Registered Community Design

An innovative and patented connection system that does not require any tools.

GUIDE FLYRAIL – Pat. Pend., EC Marking

- 5 m aluminum rails equipped with hoist and button control panel, sliding carriage with chain, fastening chain to the bridge decking/beams and anti-tip rear chain;
- Quick set-up of the suspended structure - save up to 50% in time;
- High safety for operators stands always on the suspended working platform;
- Less operator fatigue because the Flyrail rail supports the weight of the cantilever beams;
- Beams can be longitudinal and transverse.


LOAD CAPACITY




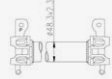








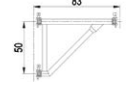






150 kg/m² with chains every 6 kg/m².


300 kg/m² with chains every 4 kg/m².





SPECIFIC COMPONENTS FOR THE OIL&GAS

CODE	DESCRIPTION	MISURES	IMAGE
415511A	Aluminum staircase	66x250 cm	
415515	Staircase guardrail		
415517	End guardrail for staircase		
415512A	Aluminum staircase	66x100 cm	
415518	Staircase guardrail		
47xxxx	Swing door 1.00m with toe-board	83-115 cm	
47xxxx	Aluminum access deck	66 cm 150/180 cm	
423051Z	Ladder for access deck		
47xxxx	Aluminum access deck with ladder	66 cm 200/250/300 cm	
428xxx	Galvanized toe-board	15 cm 83-300 cm	
47xxxx	Ladder	150-500 cm	
42033xxxH	Steel plank HGH	33 cm 83/300 cm	
42030xxxL	Steel plank gap cover HGH	30 cm	
15V63600Z	Securing bolt		
479xxx	Ledger with gap cover	17 cm 83-300 cm	
479510xx	Steel deck-ledger transom	33/66/99 cm	
479520xx	Steel deck-steel deck transom	33/66/99 cm	
47953xxx	Intermediate transom	83-300 cm	

CODE	DESCRIPTION	MISURES	IMAGE
471045	Intermediate spigot with half coupler		
478015	Clampable rosette		
478020	Clamp with swivel half coupler		
478022	Double wedge clamp	17 cm	
900077	Coupler with hook		
402410	End coupler		
800210000480	Double coupler 48/48 EN 74-1		
800230000050	Swivel coupler 48/48 EN 74-1		
402800	Beam coupler		
403060Z	Adjustable base plate	H=66 cm	
403061Z	Adjustable swivel base plate	H=63 cm	
475011	Bracket	43 cm	
475017	Bracket	83 cm	
475025H	Bracket	115 cm	
475031	Race for bracket 115		
478050	Rosette cover		
478055	Half rosette cover		
404030	Cover for base plate		
404032	Coupler cover		







PILOSIO

PONTEGGI E CASSEFORME



 **PILOSIO**
SCAFFOLDING & FORMWORKS

Pilosio Srl - Via E. Fermi, 45 - 33010 Feletto Umberto - Tavagnacco (UD) - Italy
Tel. +39 0432 435311 - www.pilosio.com - info@pilosio.com